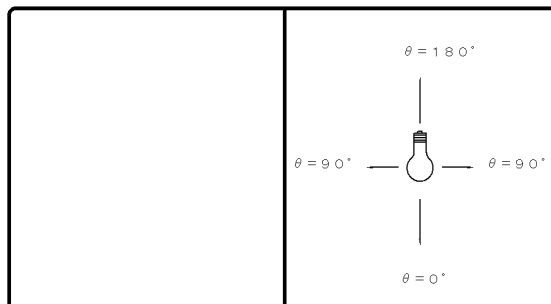


■ 東芝ランプ 配光データシート

|    |            |
|----|------------|
| 名称 | 東芝LED電球    |
| 形名 | LDA6L-H    |
| 光束 | 380 lm × 1 |

|     |   |      |
|-----|---|------|
| 保守率 | 良 | 1.00 |
|     | 中 | 1.00 |
|     | 否 | 1.00 |



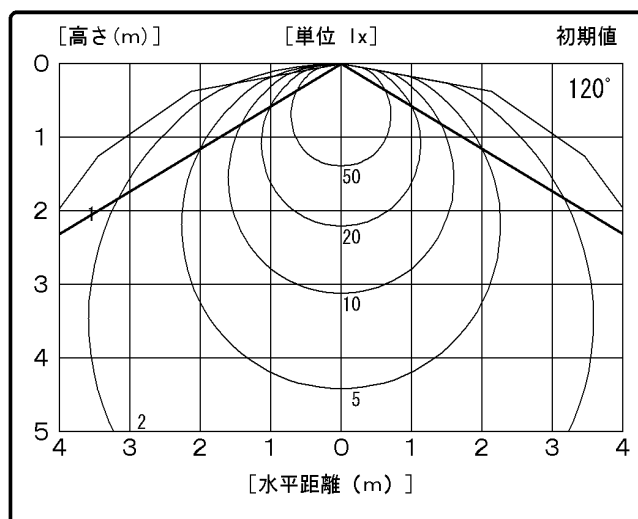
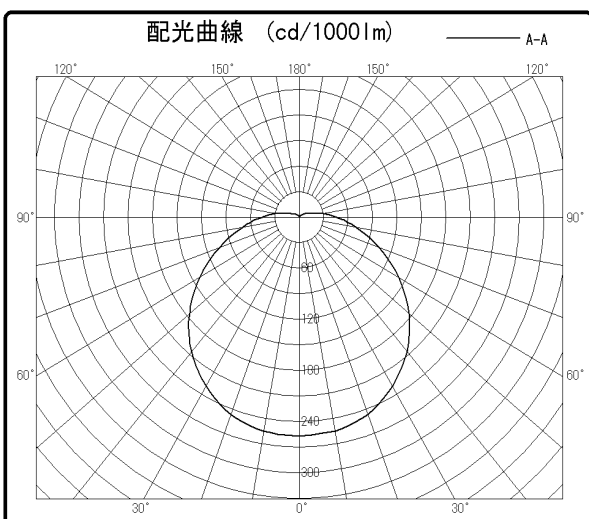
|    |      |        |
|----|------|--------|
| 効率 | F    | %      |
|    | F    | %      |
|    | F    | 100 %  |
|    | 器具光束 | 380 lm |

|        |       |
|--------|-------|
| 最大取付間隔 |       |
| A-A    | 1.3 H |
| B-B    | 1.3 H |

備考  
データは初期の標準値です。

| 光度 (cd/1000lm) |        |     |         |
|----------------|--------|-----|---------|
| $\theta$       | $\phi$ | A-A | B-B C-C |
| 0°             |        | 257 |         |
| 10°            |        | 255 |         |
| 20°            |        | 246 |         |
| 30°            |        | 229 |         |
| 40°            |        | 206 |         |
| 50°            |        | 176 |         |
| 60°            |        | 141 |         |
| 70°            |        | 104 |         |
| 80°            |        | 71  |         |
| 90°            |        | 46  |         |
| 100°           |        | 28  |         |
| 110°           |        | 17  |         |
| 120°           |        | 11  |         |
| 130°           |        | 6   |         |
| 140°           |        | 3   |         |
| 150°           |        | 2   |         |
| 160°           |        | 1   |         |
| 170°           |        | 0   |         |
| 180°           |        | 0   |         |

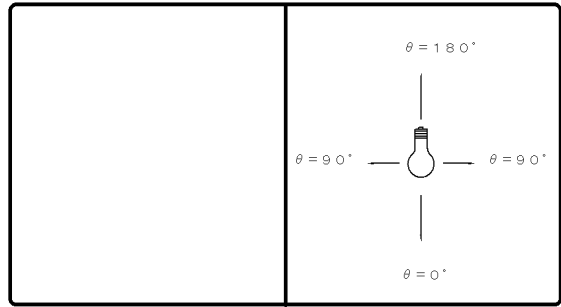
| 反射率 (%) | 天井 | 80          |     |     |    |     |    | 70  |    |     |    |     |    | 50  |    |    |    |    |    | 30 |    | 20 |   | 0 |  |
|---------|----|-------------|-----|-----|----|-----|----|-----|----|-----|----|-----|----|-----|----|----|----|----|----|----|----|----|---|---|--|
|         | 壁  | 70          |     | 50  |    | 30  |    | 70  |    | 50  |    | 30  |    | 50  |    | 30 |    | 30 |    | 10 |    | 0  |   |   |  |
|         | 床  | 30          | 10  | 30  | 10 | 30  | 10 | 30  | 10 | 30  | 10 | 30  | 10 | 30  | 10 | 30 | 10 | 30 | 10 | 10 | 0  | 10 | 0 |   |  |
| 室指数     |    | 照明率 (×0.01) |     |     |    |     |    |     |    |     |    |     |    |     |    |    |    |    |    |    |    |    |   |   |  |
| 0.60    |    | 56          | 52  | 41  | 39 | 32  | 31 | 54  | 50 | 40  | 38 | 31  | 30 | 38  | 36 | 30 | 29 | 29 | 28 | 23 | 21 |    |   |   |  |
| 0.80    |    | 67          | 60  | 51  | 48 | 42  | 40 | 64  | 58 | 50  | 47 | 41  | 39 | 47  | 45 | 39 | 38 | 37 | 36 | 31 | 28 |    |   |   |  |
| 1.00    |    | 76          | 68  | 60  | 56 | 50  | 48 | 72  | 66 | 59  | 55 | 49  | 47 | 55  | 52 | 47 | 45 | 44 | 43 | 38 | 35 |    |   |   |  |
| 1.25    |    | 83          | 74  | 68  | 63 | 58  | 55 | 79  | 71 | 66  | 61 | 57  | 53 | 62  | 58 | 54 | 51 | 51 | 49 | 44 | 41 |    |   |   |  |
| 1.50    |    | 89          | 78  | 75  | 68 | 65  | 60 | 85  | 76 | 72  | 66 | 63  | 59 | 67  | 63 | 60 | 57 | 56 | 55 | 49 | 46 |    |   |   |  |
| 2.00    |    | 97          | 84  | 85  | 76 | 75  | 69 | 92  | 82 | 81  | 74 | 73  | 67 | 75  | 70 | 68 | 65 | 64 | 62 | 57 | 54 |    |   |   |  |
| 2.50    |    | 102         | 88  | 91  | 80 | 82  | 74 | 97  | 85 | 87  | 78 | 79  | 73 | 81  | 75 | 74 | 70 | 70 | 67 | 62 | 59 |    |   |   |  |
| 3.00    |    | 106         | 91  | 96  | 84 | 88  | 78 | 101 | 88 | 92  | 82 | 85  | 77 | 85  | 78 | 79 | 74 | 74 | 71 | 66 | 62 |    |   |   |  |
| 4.00    |    | 111         | 94  | 102 | 89 | 95  | 84 | 105 | 91 | 98  | 87 | 92  | 82 | 90  | 82 | 85 | 79 | 79 | 76 | 71 | 68 |    |   |   |  |
| 5.00    |    | 114         | 96  | 107 | 92 | 100 | 87 | 108 | 94 | 102 | 89 | 96  | 86 | 94  | 85 | 89 | 82 | 83 | 79 | 75 | 71 |    |   |   |  |
| 10.00   |    | 120         | 101 | 116 | 98 | 112 | 95 | 115 | 98 | 111 | 96 | 108 | 93 | 101 | 92 | 99 | 90 | 91 | 86 | 83 | 79 |    |   |   |  |



# 東芝ランプ 配光データシート

|     |            |
|-----|------------|
| 名 称 | 東芝LED電球    |
| 形 名 | LDA6N-H    |
| 光 束 | 485 lm × 1 |

|     |   |      |
|-----|---|------|
| 保守率 | 良 | 1.00 |
|     | 中 | 1.00 |
|     | 否 | 1.00 |



|     |          |        |
|-----|----------|--------|
| 効 率 | F        | %      |
|     | F        | %      |
|     | F        | 100 %  |
|     | 器具<br>光束 | 485 lm |

| 最大取付間隔 |       |
|--------|-------|
| A-A    | 1.3 H |
| B-B    | 1.3 H |

備考

データは初期の標準値です。

| 光度 (cd/1000lm)           |     |     |     |
|--------------------------|-----|-----|-----|
| $\theta \backslash \phi$ | A-A | B-B | C-C |
| 0°                       | 253 |     |     |
| 10°                      | 251 |     |     |
| 20°                      | 244 |     |     |
| 30°                      | 229 |     |     |
| 40°                      | 207 |     |     |
| 50°                      | 177 |     |     |
| 60°                      | 142 |     |     |
| 70°                      | 105 |     |     |
| 80°                      | 72  |     |     |
| 90°                      | 46  |     |     |
| 100°                     | 28  |     |     |
| 110°                     | 17  |     |     |
| 120°                     | 11  |     |     |
| 130°                     | 6   |     |     |
| 140°                     | 3   |     |     |
| 150°                     | 2   |     |     |
| 160°                     | 1   |     |     |
| 170°                     | 0   |     |     |
| 180°                     | 0   |     |     |

| 反射率 (%) | 天井            | 80  |     |    | 70  |    |     | 50 |     |    | 30  |    | 20  | 0  |    |    |    |    |    |    |
|---------|---------------|-----|-----|----|-----|----|-----|----|-----|----|-----|----|-----|----|----|----|----|----|----|----|
|         | 壁             | 70  | 50  | 30 | 70  | 50 | 30  | 50 | 30  | 30 | 10  | 0  |     |    |    |    |    |    |    |    |
|         | 床             | 30  | 10  | 30 | 10  | 30 | 10  | 30 | 10  | 30 | 10  | 30 | 10  | 10 | 0  |    |    |    |    |    |
| 室指数     | 照 明 率 (×0.01) |     |     |    |     |    |     |    |     |    |     |    |     |    |    |    |    |    |    |    |
| 0.60    | 56            | 52  | 41  | 39 | 32  | 31 | 54  | 50 | 40  | 38 | 31  | 30 | 38  | 36 | 30 | 29 | 29 | 28 | 23 | 21 |
| 0.80    | 67            | 61  | 51  | 48 | 42  | 40 | 64  | 58 | 50  | 47 | 41  | 39 | 47  | 45 | 39 | 38 | 37 | 36 | 31 | 28 |
| 1.00    | 76            | 68  | 61  | 56 | 50  | 48 | 72  | 66 | 59  | 55 | 49  | 47 | 55  | 52 | 47 | 45 | 44 | 43 | 38 | 35 |
| 1.25    | 83            | 74  | 69  | 63 | 58  | 55 | 79  | 71 | 66  | 61 | 57  | 53 | 62  | 58 | 54 | 51 | 51 | 49 | 44 | 41 |
| 1.50    | 89            | 78  | 75  | 68 | 65  | 60 | 85  | 76 | 72  | 66 | 63  | 59 | 67  | 63 | 60 | 57 | 56 | 55 | 49 | 46 |
| 2.00    | 97            | 84  | 85  | 76 | 75  | 69 | 92  | 82 | 82  | 74 | 73  | 67 | 76  | 70 | 68 | 65 | 64 | 62 | 57 | 54 |
| 2.50    | 102           | 88  | 91  | 81 | 82  | 74 | 97  | 86 | 88  | 79 | 80  | 73 | 81  | 75 | 74 | 70 | 70 | 67 | 62 | 59 |
| 3.00    | 106           | 91  | 96  | 84 | 88  | 78 | 101 | 88 | 92  | 82 | 85  | 77 | 85  | 78 | 79 | 74 | 74 | 71 | 66 | 63 |
| 4.00    | 111           | 94  | 103 | 89 | 95  | 84 | 106 | 92 | 98  | 87 | 92  | 82 | 90  | 83 | 85 | 79 | 79 | 76 | 71 | 68 |
| 5.00    | 114           | 96  | 107 | 92 | 101 | 88 | 109 | 94 | 102 | 90 | 97  | 86 | 94  | 86 | 89 | 82 | 83 | 79 | 75 | 71 |
| 10.00   | 121           | 101 | 117 | 98 | 113 | 96 | 115 | 99 | 111 | 96 | 108 | 94 | 102 | 92 | 99 | 90 | 91 | 86 | 83 | 79 |

