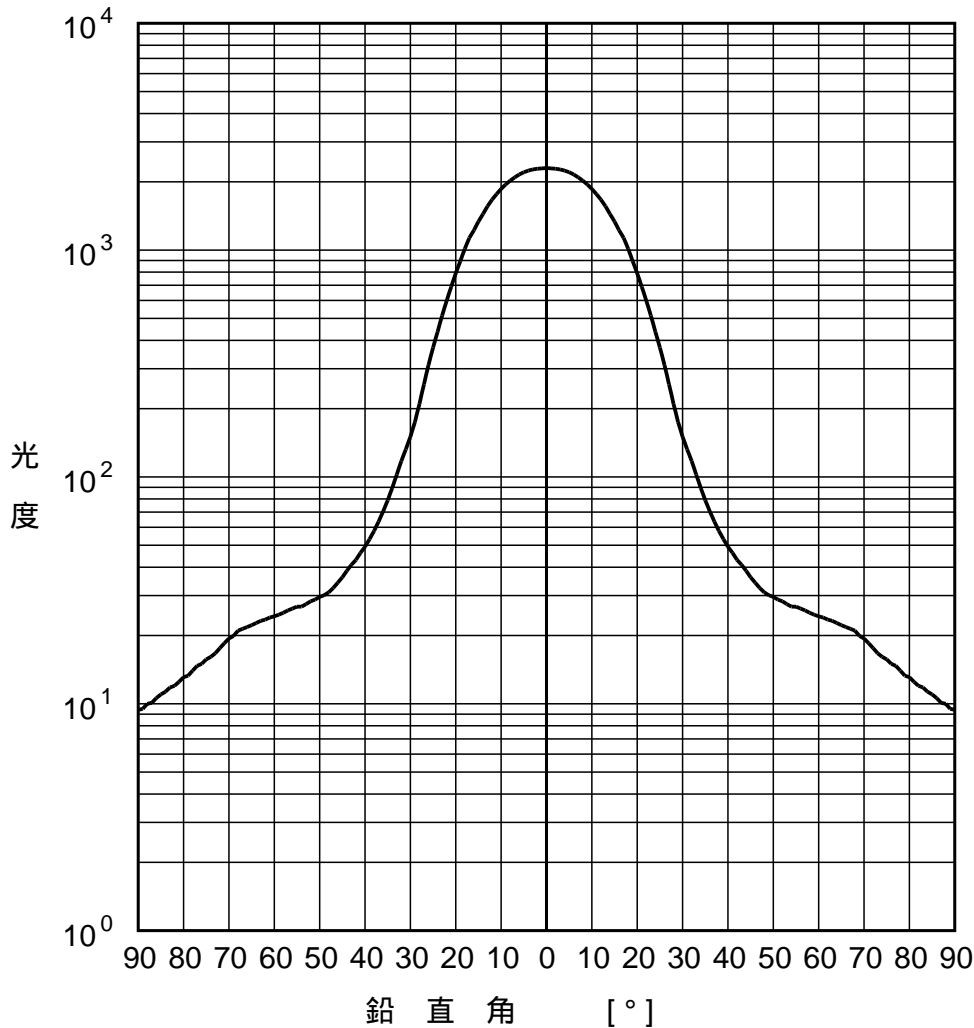


| 配光特性 LUMINOUS INTENSITY DISTRIBUTION | | 光源姿図 LAMP FORM | 断面図 CROSS SECTION | |
|---|---------------------------------|--|---|--|
| 図番 SHEET NO. | DY004393 |  |  | |
| 光源名称 LAMP DESIGNATION | LEDアイソフ°ハグ°ン電球形 | |  | |
| 光源形式 LAMP TYPE | LDR7W-W-E11 | | | |
| 光源光束 LAMP FLUX | 950 lm | | | |
| 光色 LIGHT COLOR | 白色 | | | |
| 色温度 COLOR TEMPERATURE | 4000 K | | | |
| 演色性 COLOR RENDERING PROPERTY | 83 | 光束維持率 LUMEN MAINTENANCE FACTOR | 0.85 | |
| 備考 REMARK | 1/2ビームの開き：32° 1/2ビーム光束：454lm | | | |
| | | | | |

配光曲線 [cd]

最大光度：2300

直下光度：2300



内田

對馬

小林勇

配光特性

LUMINOUS INTENSITY DISTRIBUTION

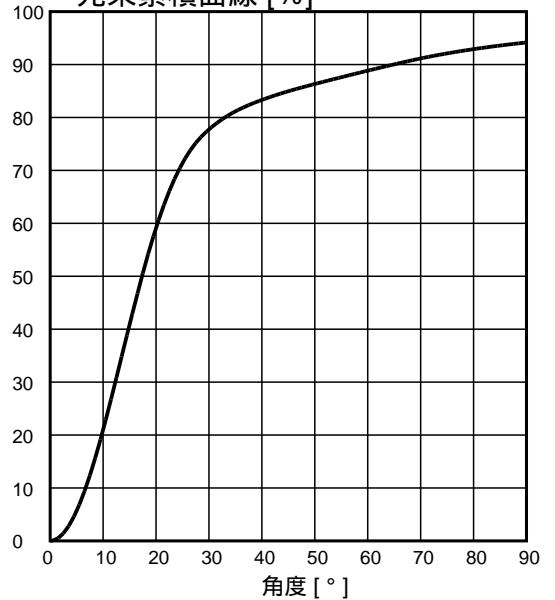
| | | |
|---------------------------------|---|----|
| 図番 SHEET NO. | DY004393 | |
| 光源名称 LAMP DESIGNATION | LEDアイソフ [®] ハグ [®] ン電球形 | |
| 光源形式 LAMP TYPE | LDR7W-W-E11 | |
| 光源光束 LAMP FLUX | 950 | lm |
| 光色 LIGHT COLOR | 白色 | |
| 色温度 COLOR TEMPERATURE | 4000 | K |
| 演色性 COLOR RENDERING PROPERTY | 83 | |
| 備考 REMARK | 1/2ビームの開き：32° 1/2ビーム光束：454lm | |

| | | 光度 [cd] | | | | | | | |
|------|--|---------|------|------|------|--|--|--|--|
| | | 0° | 90° | 180° | 270° | | | | |
| 0° | | 2300 | 2300 | 2300 | 2300 | | | | |
| 10° | | 1861 | 1861 | 1861 | 1861 | | | | |
| 20° | | 789 | 789 | 789 | 789 | | | | |
| 30° | | 150 | 150 | 150 | 150 | | | | |
| 40° | | 49.2 | 49.2 | 49.2 | 49.2 | | | | |
| 50° | | 29.6 | 29.6 | 29.6 | 29.6 | | | | |
| 60° | | 24.3 | 24.3 | 24.3 | 24.3 | | | | |
| 70° | | 19.4 | 19.4 | 19.4 | 19.4 | | | | |
| 80° | | 13.1 | 13.1 | 13.1 | 13.1 | | | | |
| 90° | | 9.40 | 9.40 | 9.40 | 9.40 | | | | |
| 100° | | 9.30 | 9.30 | 9.30 | 9.30 | | | | |
| 110° | | 9.40 | 9.40 | 9.40 | 9.40 | | | | |
| 120° | | 9.30 | 9.30 | 9.30 | 9.30 | | | | |
| 130° | | 9.00 | 9.00 | 9.00 | 9.00 | | | | |
| 140° | | 8.40 | 8.40 | 8.40 | 8.40 | | | | |
| 150° | | 8.10 | 8.10 | 8.10 | 8.10 | | | | |
| 160° | | 7.70 | 7.70 | 7.70 | 7.70 | | | | |
| 170° | | 6.10 | 6.10 | 6.10 | 6.10 | | | | |
| 180° | | 5.00 | 5.00 | 5.00 | 5.00 | | | | |

ビーム特性

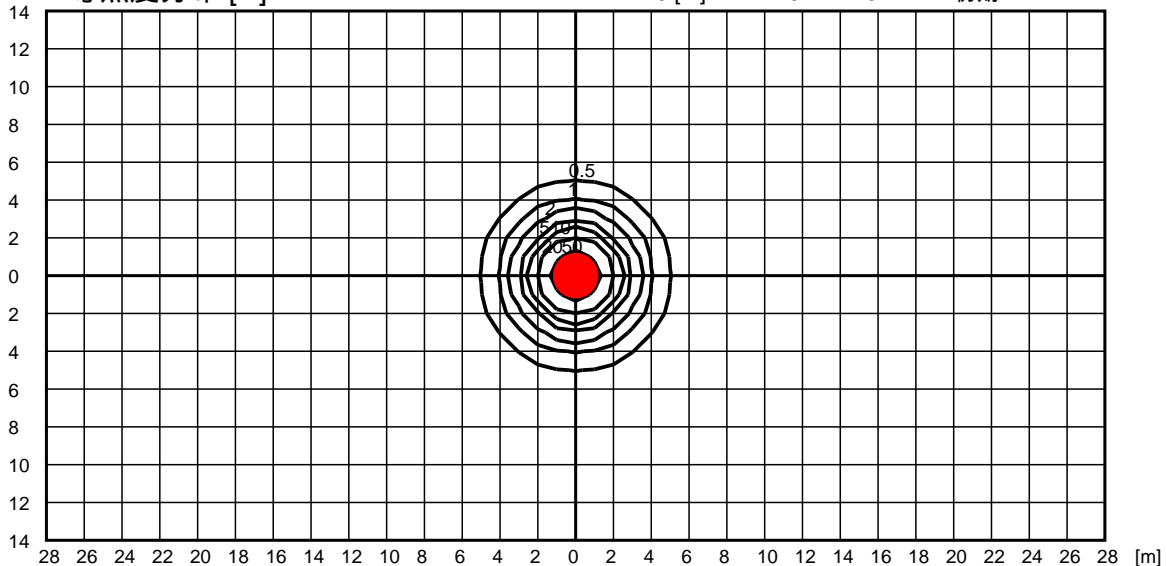
| | | | |
|--------|---------|-----|----|
| 最大光度 | 2300 cd | | |
| ビームの開き | 1/2 | 32 | ° |
| | 1/10 | - | |
| | 1/20 | - | |
| ビーム光束 | 1/2 | 454 | lm |
| | 1/10 | - | |
| | 1/20 | - | |

光束累積曲線 [%]



等照度分布 [lx]

H = 5 [m] = 0° = 0° 初期



内田

對馬

小林