

DMX512 Decoder Series

1. Technical parameter:

Model: DE8532

Input Voltage: DC12-24V

Max current Load: 4A*32CH Max 128A

Max output Power: 1536W/3072W(12V/24V)


Input Signal : DMX512/1990

The light gray level: 8bit/16bit

Work Temp.: -30°C~70°C

Gross Weight: 920g

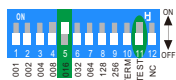
Product Size: L290*W122*H33(mm)



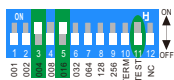
2. Product Features:

Meets DMX512/1990, with 3445 frequency and XLR to choose.
8bit/16bit option, High/Low frequency option, Signal isolation, DMX signal amplifier, full-color with driver control. Power without flashing, smooth at low. 32 ways of output channel, single channel maximum 4A output drive, total output is less than 128A. Can achieve asynchronous color changes effect under working with controller. Setting the DMX address freely with Dip Switch. Strong anti - interference ability ,humanized terminal design. Custom-made available.

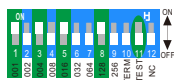
E.g. 1 : Set Initial Address to 16.



E.g. 2 : Set Initial Address to 20.

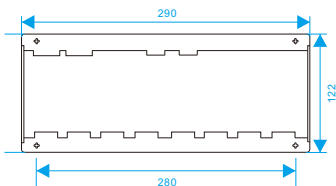
 $004+016=20$

E.g. 3 : Set Initial Address to 149.

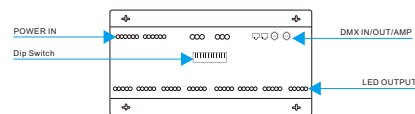
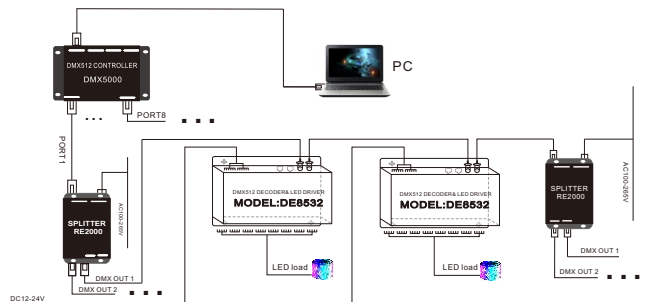

$$001+004+016+128=149$$

3. Product Size:

Unit:mm



4. Wiring Diagram:



5. Operating instructions:

DMX Signal IN/OUT interface: RJ45 / 3 Pin screws / 5 Pin XLR connector. Specially 3 Pin screws interface with signal amplifier function.

DMX address encode with Dip-Switch(NO.1 to NO.9), comply to universal DMX512 dial code.

Dip-Switch NO.10 is TERM for whole signal circle.
Dip-Switch NO.11 for Frequency option ON: 5000HZ(H) OFF: 500HZ(L)

Dip-Switch NO.12 for Bit option: ON: 16bit OFF: 8bit

NO.11 and NO.12 change, come into operation when Re-Power on.

POWER IN DC12-24V, common anode constant voltage output, can meet all kinds of full color module and monochrome module and automatically according to the lamps module load adjust output current, each channel maximum current not more than 4 amps.

SELF-TESTING: put all Dip-Switch NO.1 to NO.9 OFF, full channels output 3 seconds, then each color gradient.

6. Notes:

DMX signal cable is made of twisted pair (line), DMX signal includes positive and negative end, in pressure welding DMX signal line plug should pay special attention to polarity.

DMX512 controller output signal positive, signal negative, signal ground with DE8532 input interface corresponding connection.

DMX5000 output and DE8532's transmission lines can't be over 300 meters.

DMX5000 each interface can with not more than 16 pieces of DE8532. eight output interface.

Through the JBLED FLASH light making software and can with computer on line control. Realize infinite contact the DMX lights.

When connected 32 pieces of DE8532, DMX signal must add a signal amplifier RE2000 .
Re2000 Cascade can't more than 4 PCS.